

### Item description

- Protected against mismatching and maintenance-free
- Push-in CAGE CLAMP® spring pressure connection technology allows solid conductors to be simply pushed into a unit
- Two-wire connection per pole for loops or bridges
- Additional variable coding is possible

### Note:

All connectors for mounted installations (snap-in versions for lighting fixtures or devices, all types of PCB and distribution connectors) are factory-equipped with locking levers to ensure plugs and sockets are securely locked. Additional locking levers are only required for flying leads (plug /socket).

### Safety information 1:

Application note for the U.S. market (USR): Some versions may also be used for current interruption in accordance with the UL certificate in select applications with currents below 16 A and voltages up to 600 V. For further information, please contact your local sales office.

### Data

#### Electrical data

Note on Contact Resistance

approx. 1mΩ contact resistance

approx. 0.25mΩ contact transition plug/socket

### Ratings per IEC/EN 60664-1

Rated voltage (III / 3)	400 V
Rated impulse voltage (III / 3)	6 kV
Rated current	25 A

### Approvals per UL 1977

Rated voltage per UL 1977 (factory wiring only)	600 V
Rated current per UL 1977 (factory wiring only)	23 A

### Connection data

Connection technology	Push-in CAGE CLAMP®
Actuation type	Operating tool Push-in
Nominal cross section	4 mm <sup>2</sup>
Solid conductor	0.5 ... 4 mm <sup>2</sup> / 20 ... 12 AWG
Solid conductor, push-in termination	1.5 ... 4 mm <sup>2</sup> / 16 ... 12 AWG
Stranded conductor	0.5 ... 2.5 mm <sup>2</sup> / 20 ... 14 AWG
Fine-stranded conductor	0.5 ... 4 mm <sup>2</sup> / 20 ... 12 AWG
Fine-stranded conductor with ferrule with plastic collar	0.25 ... 1.5 mm <sup>2</sup> / 20 ... 16 AWG
Fine-stranded conductor with ferrule without plastic collar	0.25 ... 2.5 mm <sup>2</sup> / 20 ... 14 AWG
Strip length	9 mm / 0.35 inch
Note (strip length)	see also packaging or instructions
No. of poles	5
Total number of connection points	5
Total number of potentials	5
Ground function	with preceding GND contact
Conductor entry direction to mating direction	0°

### Geometrical Data

Pin spacing	10 mm / 0.394 inch
Width	50 mm / 1.969 inch
Height	12.9 mm / 0.508 inch
Depth	37.5 mm / 1.476 inch

## Mechanical data

Coding	A
Mating force of a plug-in connection	approx. 20 ... 70 N (depending on pole number)
Retention force of a plug-in connection	When locked: > 80 N
Unmating force of a plug-in connection	when unlocked: approx. 20 ... 70 N (depending on pole number)
Number of mating cycles	200, without resistive load  100, with resistive load $I_N = 25A$ , tested (4 mm <sup>2</sup> /AWG 12)
Marking	N L1 L2 L3
Protection class	IP20
Note on protection class	Only in mated condition with strain relief housing (These compact connectors are not designed for use in open, easily accessible areas.)
Potential marking	N L1 L2 L3

## Plug connection

Contact type (pluggable connector)	Male connector/plug
Connector connection type	for conductors
Mismating protection	Yes
Locking of plug-in connection	locking lever
Locking lever	no

## Material Data

Color	black
Insulating material	Polyamide 66 (PA 66)
Flammability class per UL94	V0
Clamping spring material	Chrome nickel spring steel (CrNi)
Contact material	Copper or copper alloy, surface-treated
Fire load	0.321 MJ
Weight	16.436 g

## Environmental Requirements



Surrounding air (operating) temperature	-35 ... 85 °C
Processing temperature	-5 ... +40 °C
Continuous operating temperature	-35 ... +85 °C
Note on Continuous Service Temperature	Insulating parts for temperatures ≤ 105 °C

## Commercial data





Product Group	20 (WINSTA)
Country of origin	DE
GTIN	4044918254717
Customs Tariff No.	85366990990

## Approvals / Certificates

### Country specific Approvals

Logo	Approval	Additional Approval Text	Certificate name
	<b>CCA</b> DEKRA Certification B.V.	EN 61535	2173495.02
	<b>CCA</b> DEKRA Certification B.V.	IEC 61535	NL-32105
	<b>VDE</b> VDE Prüf- und Zertifizierungsinstitut	EN 61984	40002889

### Ship Approvals

Logo	Approval	Additional Approval Text	Certificate name
	<b>ABS</b> American Bureau of Shipping	-	14- HG1241528- PDA
	<b>DNV GL</b> Det Norske Veritas, Germanischer Lloyd	-	TAE00001Z6
	<b>DNV GL</b> Det Norske Veritas, Germanischer Lloyd	-	TAE00001Z6
	<b>LR</b> Lloyds Register	IEC 61984	02/20050 (E6)


### UL-Approvals

Logo	Approval	Additional Approval Text	Certificate name
	<b>cURus</b> Underwriters Laboratories Inc.	UL 1977	E45171 Sec. 9









## Compatible products


### Coding

	<b>Item no.: 770-401</b> Coding pin; for plugs; Plastic	770-401
--	--	---------



### Marking accessories

	<b>Item no.: 770-450</b> Marker card; Plastic	770-450
	<b>Item no.: 770-450/000-001</b> Marker card; Plastic	770-450 /000-001
	<b>Item no.: 770-450/000-002</b> Marker card; Plastic	770-450 /000-002
	<b>Item no.: 770-450/000-005</b> Marker card; Plastic	770-450 /000-005
	<b>Item no.: 770-450/000-006</b> Marker card; Plastic	770-450 /000-006
	<b>Item no.: 770-450/000-012</b> Marker card; Plastic	770-450 /000-012

### protection




	<b>Item no.: 770-360</b> Lockout cap; for plugs; 5-pole; separable	770-360
--	---	---------

### tools

	<b>Item no.: 210-720</b> Operating tool with partially insulated shaft; Type 2, blade (3.5 x 0.5) mm	210-720
	<b>Item no.: 770-100</b> Wiring aid; for solid and stranded conductors	770-100

### Locking lever

	<b>Item no.: 770-101</b> Locking lever; for flying leads; for manual operation	770-101
--	---	---------

	<b>Item no.: 770-111</b> Locking lever; for flying leads; for tool operation	770-111
	<b>Item no.: 770-121</b> Locking lever; for flying leads; for manual operation	770-121
	<b>Item no.: 770-131</b> Locking lever; for flying leads; for tool operation	770-131

## Downloads

### Documentation

#### Bid Text

770-415	Apr 4, 2012	doc	Download
WINSTA MIDI 5-polig		24.1 kB	

## CAD/CAE - Smart Data

### CAD data

3D Download 770-415	URL	Download
---------------------	-----	----------

Subject to changes.